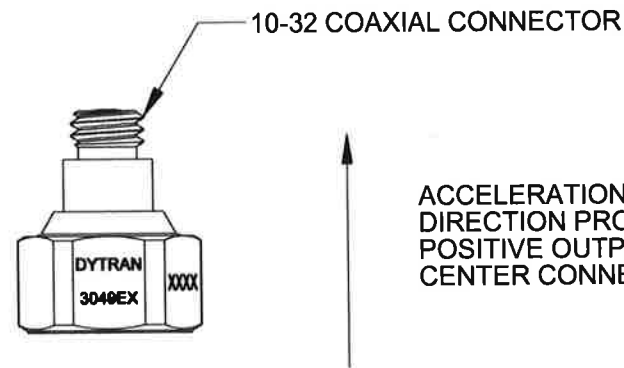
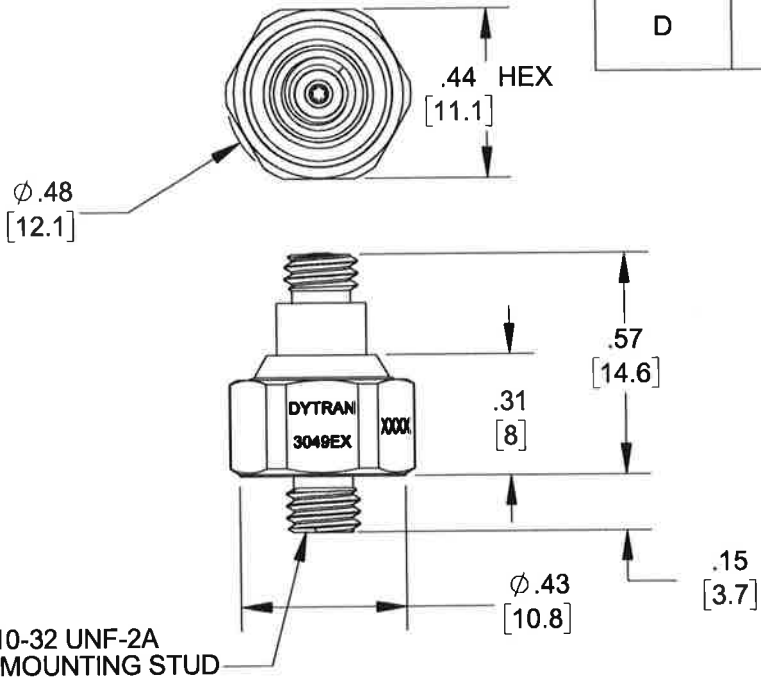


**PROPRIETARY AND CONFIDENTIAL**

THE INFORMATION CONTAINED IN THIS DRAWING IS THE SOLE PROPERTY OF DYTRAN INSTRUMENTS INC. ANY REPRODUCTION IN PART OR AS A WHOLE WITHOUT THE WRITTEN PERMISSION OF DYTRAN INSTRUMENTS, INC. IS PROHIBITED

**REVISIONS**

REV.	ECN	DESCRIPTION	BY/DATE	CHK	APPR
C	10171	3049E1 & 3049E3 - WEIGHT IS: 3.5 GRAMS WAS: 4.0 GRAMS	LN 07/10/13	DV	AS
D	13077	ADDED 3049E4 & E5	JS 10/27/16	LA	AS



MODEL	REV	ECN	DATE	SENSITIVITY	MOUNTING	WEIGHT, MAX
3049E	B	9307	11/02/12	10 mV/g	STUD	4.2 GRAMS
3049E1	C	10171	07/10/13	10 mV/g	ADHESIVE	3.5 GRAMS
3049E2	B	9307	11/02/12	100 mV/g	STUD	4.2 GRAMS
3049E3	C	10171	07/10/13	100 mV/g	ADHESIVE	3.5 GRAMS
3049E4	A	13077	10/27/16	50mV/g	STUD	4.2 GRAMS
3049E5	A	13077	10/27/16	50mV/g	ADHESIVE	3.5 GRAMS

1 MOUNTING TORQUE TO: 8-10 lb-in  
NOTES: UNLESS OTHERWISE SPECIFIED

CONTRACT NO.



TITLE: **OUTLINE/INSTALLATION DRAWING, 3049E SERIES**

USED ON	NEXT ASSY
APPLICATION	
THIRD ANGLE PROJECTION USA	

UNLESS OTHERWISE SPECIFIED:  
INTERPRET DIM & TOL PER ASME Y14.5M - 1994.  
REMOVE BURRS.  
COUNTERSINK INTERNAL THDS 90° TO MAJOR DIA.  
CHAM EXT THDS 45° TO MINOR DIA.  
THD LENGTHS AND DEPTHS ARE FOR MIN FULL THDS.  
THDS PER MIL-S-7742.  
DIMENSIONS APPLY AFTER FINISHING.  
ALL MACHINED SURFACES.  
TOTAL RUNOUT WITHIN .005.  
BREAK SHARP EDGES .005 TO .010.  
MACHINED FILLET RADII .005 TO .015.  
WELDING SYMBOLS PER AWS A2.4.  
ABBREVIATIONS PER MIL-STD-12.

UNLESS OTHERWISE SPECIFIED:  
DIMENSIONS ARE IN INCHES.  
DIMENSIONS IN BRACKETS [] ARE IN MILLIMETERS  
TOLERANCES ARE:  
INCHES METRIC ANGLES  
.XX ± .03 .X ± 0.8 ± 1°  
.XXX ± .010 .XX ± 0.25

MATERIAL

FINISH

**DO NOT SCALE DRAWING**

APPROVALS		DATE
ORIG	PML	12/09/05
CHK	PML	04/17/06
APP	PML	04/17/06
APP		

SIZE <b>A</b>	CAGE CODE <b>2W033</b>	DWG. NO. <b>127-3049E</b>	REV <b>D</b>
SCALE: 4:1	SOLIDWORKS	SHEET 1 OF 1	

<b>Model Number</b> 3049E2	<b>PERFORMANCE SPECIFICATIONS</b>	<b>DOC NO</b> PS3049E2
<b>IEPE ACCELEROMETER</b>		REV A, ECN 13077, 10/28/16



- MINIATURE DESIGN
- HERMETICALLY SEALED

**PHYSICAL**

Weight, Max.  
Connector, Top Mounted  
Mounting Provision  
Material (Base, Cap, Connector)  
Sensing Element

Material  
Mode

ENGLISH		SI	
0.15	oz	4.2	grams
10-32		10-32	
Integral Stud 10-32 UNF-2A		Integral Stud 10-32 UNF-2A	
Titanium Alloy		Titanium Alloy	
Ceramic		Ceramic	
Shear		Shear	

**PERFORMANCE**

Sensitivity, ±5% [1]  
Range for ± 5 Volts Output  
Frequency Response, ± 5%  
Resonant Frequency  
Equivalent Electrical Noise Floor  
Linearity, [2]  
Maximum Transverse Sensitivity  
Base Strain Sensitivity @ 250µε

100	mV/g	10.2	mV/m/s <sup>2</sup>
50	g	491	m/s <sup>2</sup>
1 to 10,000	Hz	1 to 10,000	Hz
> 35	kHz	> 35	kHz
0.008	Grms	0.08	m/s <sup>2</sup> rms
±2	% F.S.	±2	% F.S.
5	%	5	%
0.004	g/µε	0.04	m/s <sup>2</sup> /µε

**ENVIRONMENTAL**

Maximum Vibration  
Maximum Shock  
Temperature Range  
Seal

200	Gpeak	1962	m/s <sup>2</sup> peak
5000	Gpeak	49050	m/s <sup>2</sup> peak
-60 to +250	°F	-51 to 121	°C
Hermetic		Hermetic	

**ELECTRICAL**

Supply Current Range [3]  
Compliance Voltage Range  
Output Impedance, Typ.  
Bias Voltage  
Discharge Time Constant  
Output Signal Polarity for Acceleration Toward Top  
Electrical Isolation (Case Ground to Mounting Surface)

2 to 20	mA	2 to 20	mA
+18 to +30	Volts	+18 to +30	Volts
100	Ω	100	Ω
+11 to +13	VDC	+11 to +13	VDC
0.5 to 1.2	Sec	0.5 to 1.2	Sec
Positive		Positive	
10	GΩ	10	GΩ

**This family also includes:**

Model	Sensitivity (mV/g)	Frequency Response (Hz)	Time Constant (Sec)	Operating Temp (°F)

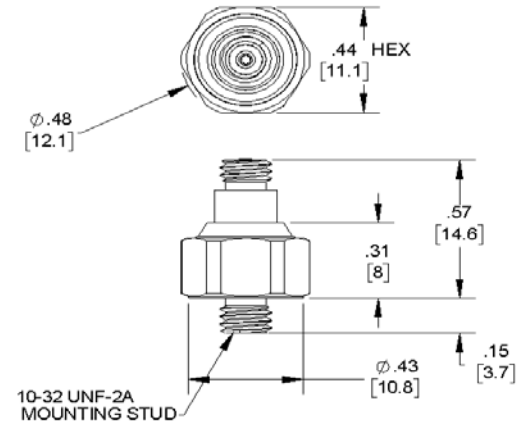
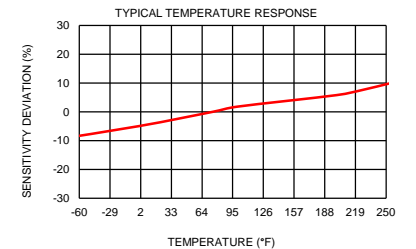
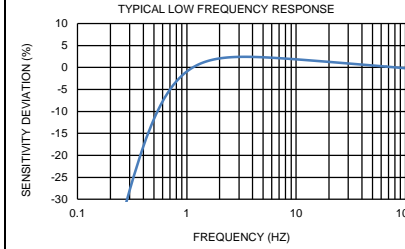
Refer to the performance specifications of the products in this family for detailed description

**Supplied Accessories:**

- 1) Accredited calibration certificate (ISO 17025)

**Notes:**

- [1] Measured at 100Hz, 1 Grms per ISA RP 37.2.
- [2] Measure using zero-based straight line method, % of F.S. or any lesser range.
- [3] Do not apply power to this system without current limiting, 20 mA MAX. To do so will destroy the IC charge amplifier.



Units on the line drawing are in inches, units in brackets are in millimeters. Refer to 127-3049E for more information.



21592 Marilla Street, Chatsworth, California 91311 Phone: 818.700.7818 Fax: 818.700.7880 www.dytran.com  
For permission to reprint this content, please contact info@dytran.com